

Automobile Insurance Industry Report

3M2026



Quáalitas[®]

MEXICO' AUTO INSURANCE INDUSTRY REPORT 3M26

Figures in this document are stated in millions of Mexican pesos, except where otherwise specified, and they may vary due to rounding or consolidation from the regulator. Growth rates are presented in nominal terms.

According to the Mexican Association of Insurance Institutions (AMIS per its acronym in Spanish), during the first quarter of 2026, automobile insurance industry reported an increase of 8.1% in written premiums. Mexican GDP during the first quarter of the year, posted an increase of 0.2%¹ compared to the same period of last year. On the other hand, annual general inflation as of March-end was 4.6%².

Regarding industry's cost ratios, during 3M26, the industry posted a combined ratio of 90.8%, an increase of 340 bp (basis points) vs 3M25.

In the chart³ below bank-owned insurance companies have been disaggregated, since some of them belong to a financial group which have cross-selling schemes with the bank's clients, thus resulting in a different cost structure.

Companies	Written premium	Growth	Underwriting result	Financial income	Net result	Loss ratio	Combined ratio
Quálitas	20,762	16.6%	1,374	1,060	1,730	61.2%	88.1%
Other	29,837	-0.1%	-311	1,448	857	66.8%	96.8%
Sum insurance companies	50,598	6.2%	1,063	2,509	2,587	64.3%	92.9%
Bank-owned	10,161	18.7%	1,462	806	1,889	59.7%	79.0%
Total market (34 companies*)	60,759	8.1%	2,525	3,315	4,475	63.5%	90.8%

Figures in million pesos.

*33 companies and 1 reinsurance company.

Note: The number of insurers may vary due to non-submission to the regulator.

Quálitas Mexico (Q Mx)³



1. Written premium

3M22: \$8,868
 3M23: \$11,418
 3M24: \$15,865
 3M25: \$17,809
 3M26: \$20,762

Var. %
 16.6%

2. Market share

3M22: 29.0%
 3M23: 30.3%
 3M24: 32.6%
 3M25: 31.7%
 3M26: 34.2%

Var. pb
 250 pb

3. Loss ratio

3M22: 65.7%
 3M23: 69.2%
 3M24: 62.2%
 3M25: 58.2%
 3M26: 61.2%

Var. pb
 300 pb

4. Combined ratio

3M22: 93.3%
 3M23: 95.1%
 3M24: 87.3%
 3M25: 85.7%
 3M26: 88.1%

Var. pb
 240 pb

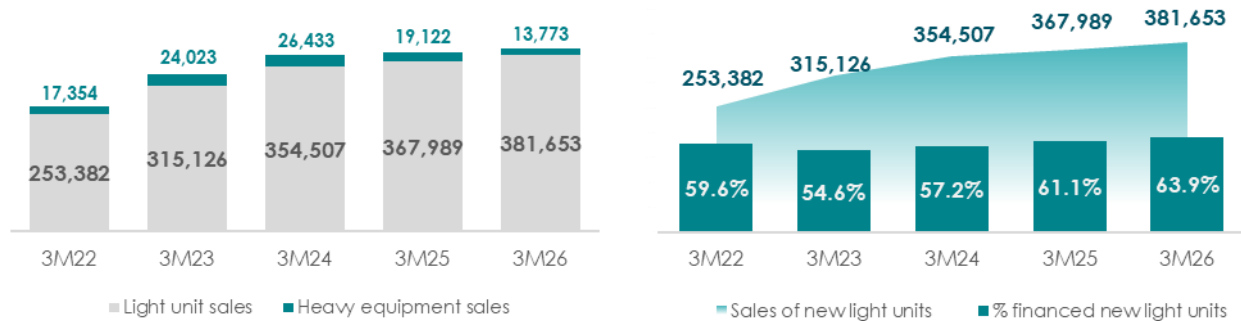
¹ Source: INEGI

² Source: BANXICO

³ Source: AMIS, written premium in million pesos. Prior year figures may vary given updates from the regulator.

VEHICLES' SALES AND FINANCING

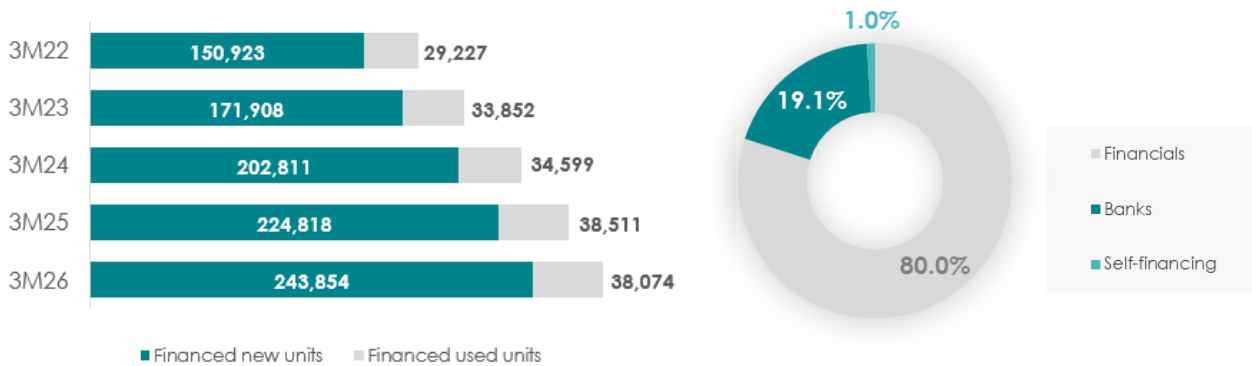
New vehicles sales⁴



Sales of light vehicles (cars and trucks) increased by 3.7% during 3M26 compared to 3M25, with a total of 381,653 units sold. Regarding heavy-duty units (vehicles over 3.5 tons), sales decreased by 28.0% as of the end of March compared to 3M25. This resulted in a total increase of 2.1% in new units sold during 3M26, with a total of 395,426 units sold in 3M26.

Of total new light vehicle sales as of the end of March, automotive financing for light vehicles (new and used) reached 63.9% of total light vehicles sold, 1.9 pp above same period last year. As of the end of March, financing for new units increased by 8.5%, while used units decreased by 1.1%.

Financing by type of vehicle and market share by institution⁴



By March-end, the historical trend of the main source of financing for the acquisition of new vehicles remained unchanged, through financial companies (the financing arms of the car dealerships), with an 80.0% share, which increased by 46 bps compared to the same period of 2025; followed by bank financing, which decreased by 48 bps compared to the prior year.

The reference rate in Mexico stood at 6.75% as of the end of March, compared to 9.0% at the end of 1Q25⁵.

⁴Source: AMDA, prior year figures may vary given updates from the association.
⁵Source: BANXICO
 Figures are expressed as number of credits granted and may vary given updates from the regulator.

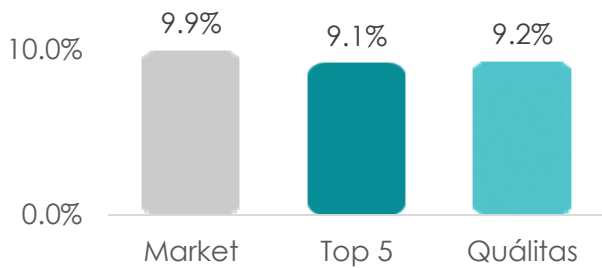
AUTOMOBILE INSURANCE INDUSTRY

Total market written premiums during 3M26 stood at \$60,759 million, representing growth of 8.1% compared to 3M25. Premium issuance growth among the five largest companies was 5.2%; medium-sized insurers grew by 17.7%, while the remaining insurers reported a decrease of 1.0%.

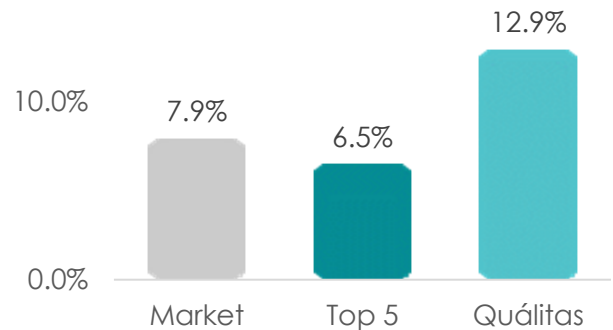
The market's net income was \$4,475 million, a decrease of 13.5% compared to 3M25. This was explained by a 12.8% increase in loss costs, or \$3,683 million, driven by the new VAT law 2026, resulting in an industry operating result of \$2,525 million, a decrease of \$1,369 million vs. 3M25.

Crecimiento en prima y resultado neto

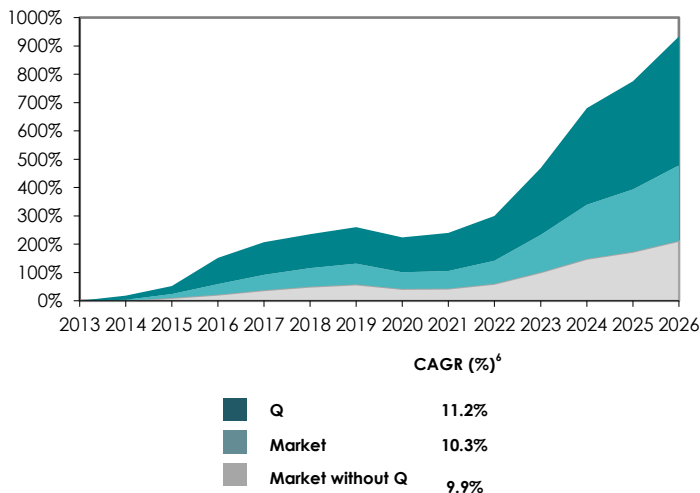
**Written premium growth
3M26 vs 3M25**



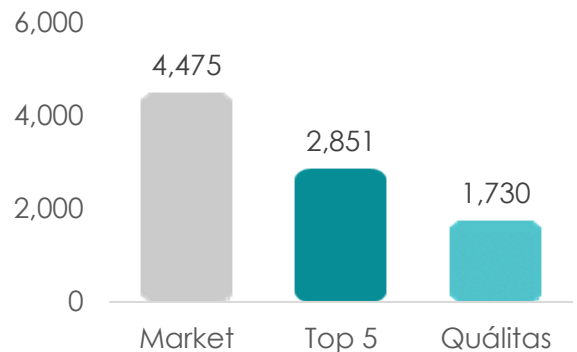
**Earned premium growth
3M26 vs 3M25**



**Cumulative growth Written
premium (2013 base)**



Net result 3M26



⁶ CAGR: Compound annual growth rate of the last 10 years
 Figures in million (MXN)
 Source: AMIS, past figures may vary given updates from the regulator.

Company	Written premiums	Growth 2026 vs 2025	Market share	Earned premiums	Market share
Quálitas	20,762	9.2%	34.2%	17,955	37.4%
G.N.P.	7,455	5.7%	12.3%	5,535	11.5%
Chubb Seguros México	6,317	17.2%	10.4%	2,377	5.0%
AXA Seguros	4,224	2.1%	7.0%	3,839	8.0%
BBVA	3,547	14.9%	5.8%	3,078	6.4%
Top 5	42,305	9.1%	69.6%	32,783	68.3%
HDI Seguros	3,466	16.9%	5.7%	2,891	6.0%
Banorte	2,867	14.5%	4.7%	2,391	5.0%
Inbursa	2,864	24.6%	4.7%	2,123	4.4%
Atlas	1,660	5.3%	2.7%	1,114	2.3%
ANA	1,461	24.3%	2.4%	1,310	2.7%
Mapfre México	1,130	18.9%	1.9%	1,012	2.1%
Zurich Aseguradora Mexicana	1,027	(17.0%)	1.7%	931	1.9%
Afirme	855	2.5%	1.4%	607	1.3%
Seguros SURA	643	29.7%	1.1%	579	1.2%
General de Seguros	513	14.5%	0.8%	453	0.9%
Medium-size	16,487	13.8%	27.1%	13,410	28.0%
Other	1,968	-0.7%	3.2%	1,601	3.3%
Total market (34 companies*)	60,759	9.9%	100.0%	47,975	100.0%

Company	Underwriting result	Investment income	Net result	Loss ratio	Combined ratio
Quálitas	1,374	1,060	1,730	61.2%	88.1%
G.N.P.	(1,290)	455	-575	82.4%	113.0%
Chubb Seguros México	161	42	203	63.6%	94.0%
AXA Seguros	253	301	302	65.7%	91.2%
BBVA	1,165	439	1,191	49.0%	61.2%
Top 5	1,662	2,298	2,851	64.3%	90.8%
HDI Seguros	289	214	354	56.6%	90.2%
Banorte	113	166	392	69.3%	91.0%
Inbursa	148	130	213	63.7%	85.4%
Atlas	136	81	148	54.7%	81.9%
ANA	16	160	157	69.4%	96.2%
Mapfre México	(32)	36	5	66.3%	99.3%
Zurich Aseguradora Mexicana	227	48	251	42.7%	79.0%
Afirme	100	25	106	46.3%	73.4%
Seguros SURA	(61)	45	-16	73.8%	106.9%
General de Seguros	(55)	5	-24	83.7%	109.9%
Medium-size	880	911	1,586	62.0%	89.8%
Other	(84)	101	-31	60.4%	101.1%
Total market (34 companies*)	2,525	3,315	4,475	63.5%	90.8%

Figures in million (MXN)

Source: AMIS, past figures may vary given updates from the regulator.

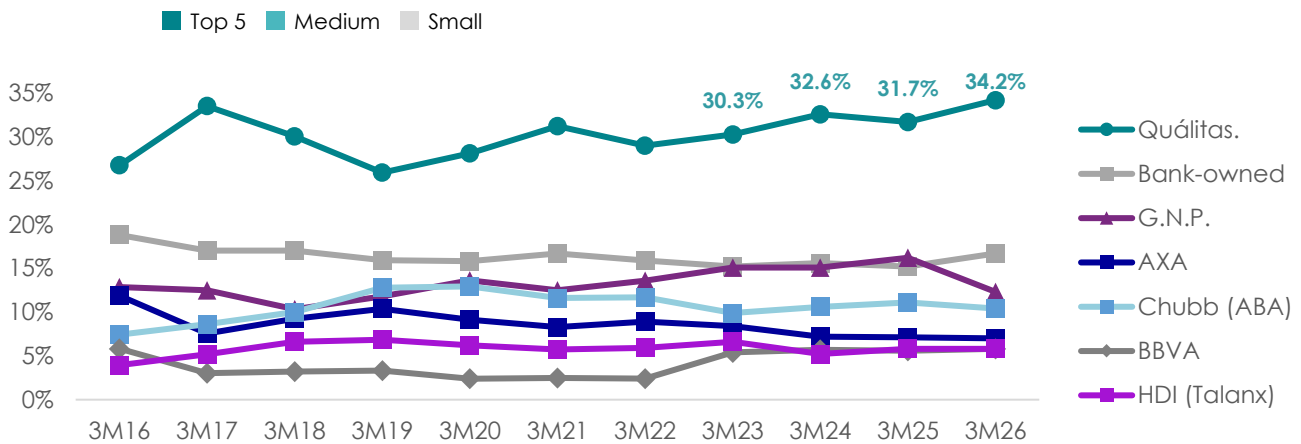
*33 companies and 1 reinsurance company

MARKET SHARE

Automobile insurance market share distribution



In line with the trend observed in recent years, 69.6% of the auto insurance market is served by the five largest companies: Quálitas, G.N.P., Chubb, AXA and BBVA⁷. Quálitas continues to be the leading insurer in the segment, with a 34.2% market share. Medium-sized companies increased their market share by 240 bps compared to the prior year, while the rest decreased by 30 bps.



Quálitas maintains a solid position in the automobile insurance industry, standing within the first positions in terms of market share in each business line.

Total Auto: 1°

(\$20,762)
Premium

+16.6%
Variation

34.2%
Mkt. share

+250 pb
Variation

Auto: 1°

(\$10,985)
Premium

+18.4%
Variation

29.0%
Mkt. share

+170 pb
Variation

Trucks: 1°

(\$9,274)
Premium

+16.4%
Variation

45.4%
Mkt. share

+350 pb
Variation

Tourist: 2°

\$120
Premium

-12.4%
Variation

18.0%
Mkt. share

-360 pb
Variation

Others: 2°

\$384
Premium

-10.1%
Variation

22.4%
Mkt. share

+630 pb
Variation

Note: "Premium" refers specifically to written premiums, and all changes are measured against 1Q25.

Figures in million (MXN)

⁷HDI was in the 5th position in 3M25.

Source: AMIS, past figures may vary given updates from the regulator.

Note: Others include motorcycles, mandatory insurance and agency's policies.

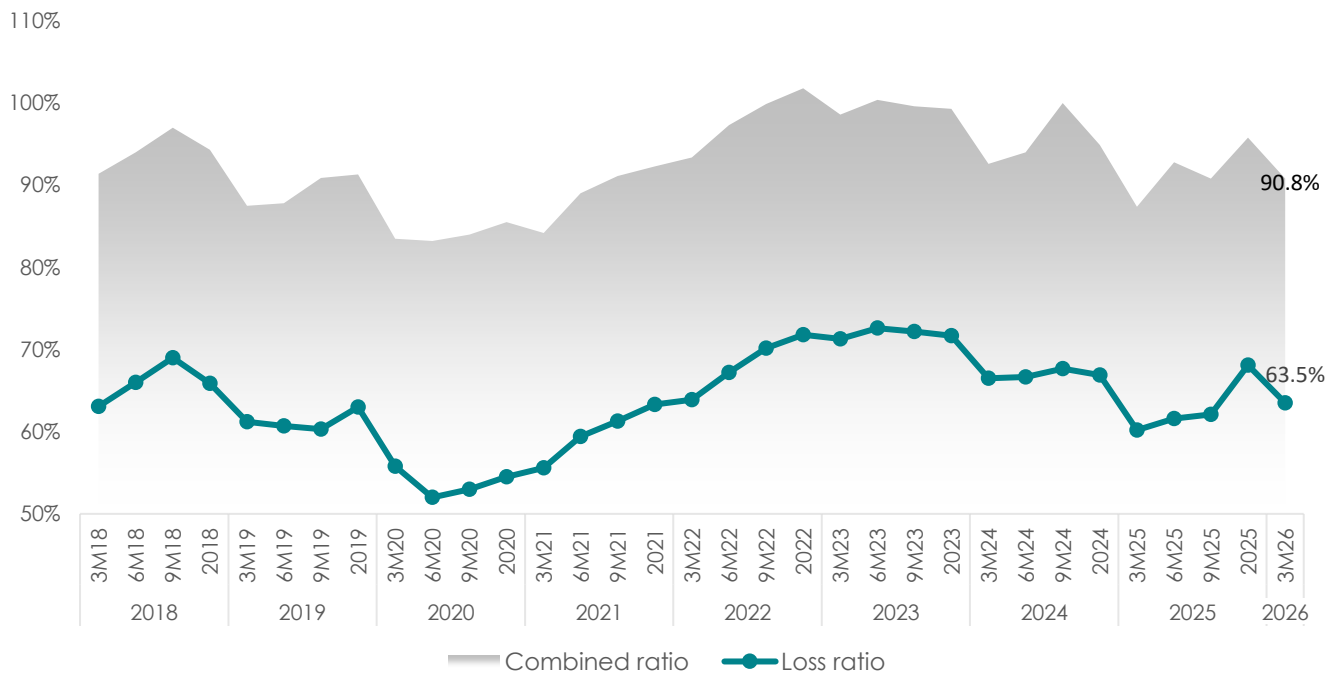


LOSS COSTS OF AUTOMOBILE INSURANCE INDUSTRY

During the first quarter, the operating performance of the auto insurance industry in Mexico was impacted by the resolution of the new Revenue Law.

General inflation in Mexico continued its stabilization trend, closing March at 4.6%, while core inflation stood at 4.5%.⁸

Industry ratios

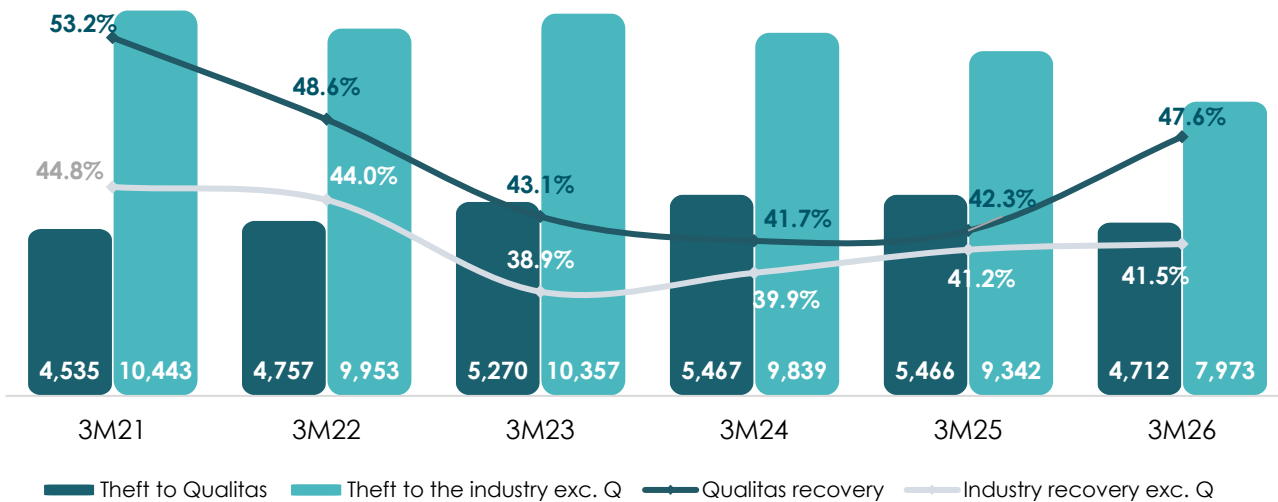


⁸Source: BANXICO
Source: AMIS, past figures may vary given updates from the regulator.

THEFT AND RECOVERY

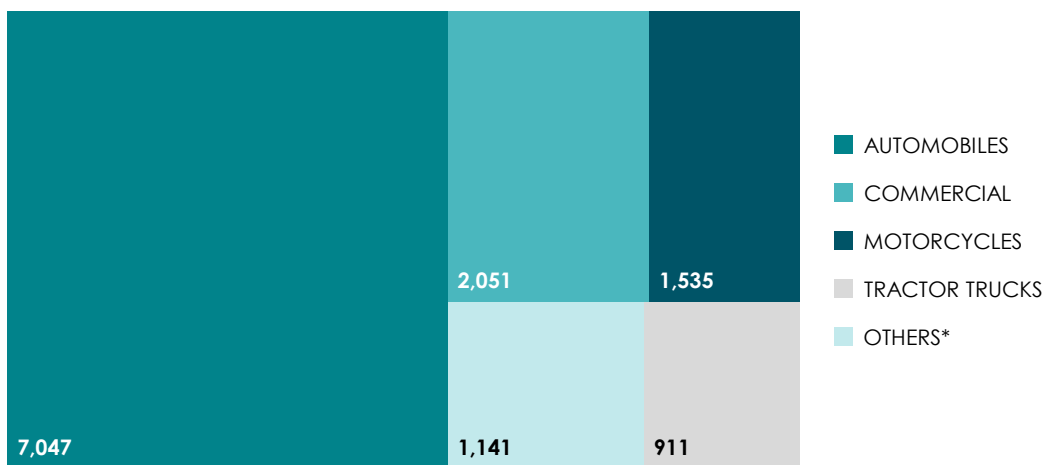
By March-end, according to the Office for the Coordination of Insured Risks (OCRA per its acronym in Spanish) figures, theft of insured units in Mexico decreased by 14.3% for the overall industry compared to 2025, with a recovery rate of 43.8%.

During 2026, Quálitas recovered 47.6% of stolen units, positioning itself above the industry.



Theft by type of unit⁹

Of the 12,685 units stolen in the industry during 3M26, 55.6% were light vehicles, followed by commercial vehicles at 16.2%; in third place were motorcycles, at 12.1%. This remains in line with the proportions observed in recent years.



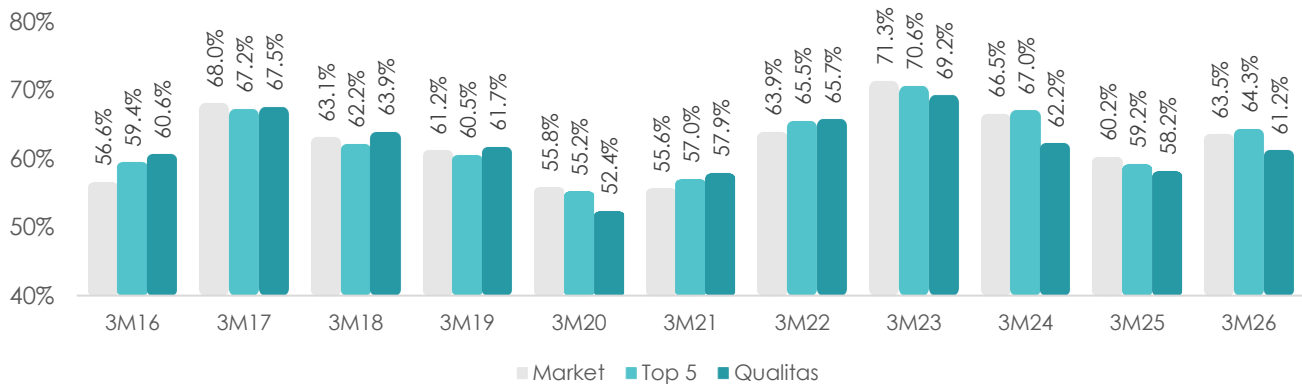
⁹Source: OCRA, figures in number of cumulative units

*Others: semitrailers, heavy equipment, buses, collectives, etc.

COST RATIOS

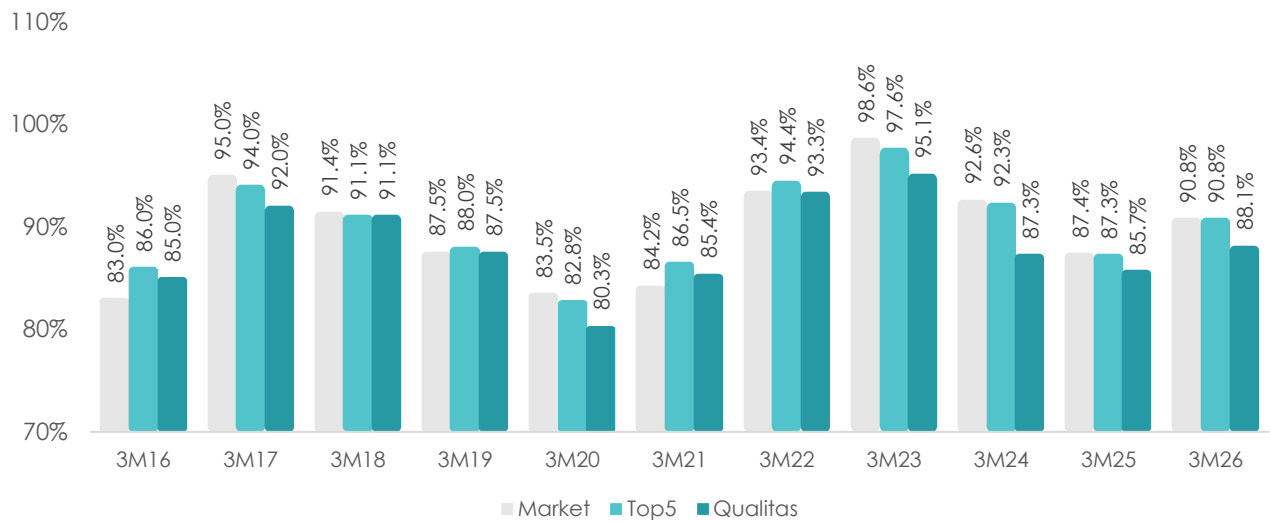
Loss ratio

The market reported a loss ratio above that reported in 3M25, standing at 63.5% for the overall market. The ratio of the five largest companies increased by 510 bps compared to the same period of the previous year, reaching 64.3%; similarly, Quálitas posted an increase of 300 bps, rising from 58.2% to 61.2%.



Combined ratio

The market combined ratio was 90.8%, 340 bps above that reported in 3M25. The five largest companies recorded a ratio of 90.8%, while Quálitas reported 88.1% during 3M26.



Source: AMIS, past figures may vary given updates from the regulator.

SOURCES OF INFORMATION

- AMIS. Asociación Mexicana de Instituciones de Seguros, A.C.; www.amis.com.mx (Information extracted as of May 12th, 2026.)
- AMDA. Asociación Mexicana de Distribuidores de Automotores, A.C.; www.amda.mx
- BANXICO. Banco de México; www.banxico.org.mx
- INEGI. Instituto Nacional de Estadística y Geografía; www.inegi.org.mx
- OCRA. Oficina Coordinadora de Riesgos Asegurados, S.C.; www.ocra.com.mx/

If you wish to refer to another source, you may visit the Mexican Insurance Companies' Regulator (National Insurance and Surety Bonds Commission) web page: www.cnsf.gob.mx

This document may include forward-looking statements that involve risks and uncertainties. Information may include forward-looking statements regarding the company's results and prospects, which are subject to risks and uncertainty. Actual results may differ materially from what is discussed here today, and the company cautions you not to place undue reliance on these forward-looking statements.

Quálitas undertakes no obligation to publicly update or revise any forward-looking statements, whether as a result of new information, future events, or otherwise.

ABOUT QUÁLITAS

Quálitas Controladora (Q*) is the company with the largest market share in the automotive insurance sector in Mexico and has operations in the United States, Peru, Costa Rica, El Salvador, and Colombia. Its business model, with more than 32 years of experience in the auto segment, has enabled it to provide excellent service through the largest coverage network in Mexico. Quálitas is listed on the Mexican Stock Exchange under the ticker symbol "Q" (Bloomberg: Q *: MM).

This document, as well as other printed materials, may contain certain estimates regarding future information and financial projections, which are subject to risks and uncertainties. The Company cautions readers that a significant number of factors beyond its control may cause actual results to differ from the plans and expectations expressed in such statements, which refer to the Company's situation as of the date of publication.

INVESTOR RELATIONS' CONTACT:

Jorge Pérez Rivero / ir@qualitas.com.mx

Antonio R. Bours / ir@qualitas.com.mx

<https://qinversionistas.qualitas.com.mx/EN/>

